

Introductory sub-table (I)(a)



Name of the Company:
Scrip Code, Name of the scrip, class of security:
Quarter ended:

SAFARI INDUSTRIES (INDIA) LTD
523025
30th June 2013


| Partly paid-up shares:- | No. of partly paid-up shares | As a % of total no. of partly paid-up shares | As a % of total no. of shares of the company |
|--|-------------------------------|---|--|
| Held by promoter/promoter group | NIL | NIL | NIL |
| Held by public | NIL | NIL | NIL |
| Total - D | NIL | NIL | NIL |
| Outstanding convertible securities:- | No. of outstanding securities | As a % of total no. of outstanding convertible securities | As a % of total no. of shares of the company, assuming full conversion of the convertible securities |
| Held by promoter/promoter group | NIL | NIL | NIL |
| Held by public | NIL | NIL | NIL |
| Total - E | NIL | NIL | NIL |
| Warrants:- | No. of warrants | As a % of total no. of warrants | As a % of total no. of shares of the company, assuming full conversion of warrants |
| Held by promoter/promoter group | NIL | NIL | NIL |
| Held by public | NIL | NIL | NIL |
| Total - F | NIL | NIL | NIL |
| Total paid-up capital of the company, assuming full conversion of warrants and convertible securities | 2990000 | | |



Introductory sub-table (I)(a)

Name of the Company: SAFARI INDUSTRIES (INDIA) LTD
Scrip Code, Name of the scrip, class of security: 523025
Quarter ended: 30th June 2013

| Partly paid-up shares:- | No. of partly paid-up shares | As a % of total no. of partly paid-up shares | As a % of total no. of shares of the company |
|--|-------------------------------|---|--|
| Held by promoter/promoter group | NIL | NIL | NIL |
| Held by public | NIL | NIL | NIL |
| Total - D | NIL | NIL | NIL |
| Outstanding convertible securities:- | No. of outstanding securities | As a % of total no. of outstanding convertible securities | As a % of total no. of shares of the company, assuming full conversion of the convertible securities |
| Held by promoter/promoter group | NIL | NIL | NIL |
| Held by public | NIL | NIL | NIL |
| Total - E | NIL | NIL | NIL |
| Warrants:- | No. of warrants | As a % of total no. of warrants | As a % of total no. of shares of the company, assuming full conversion of warrants |
| Held by promoter/promoter group | NIL | NIL | NIL |
| Held by public | NIL | NIL | NIL |
| Total - F | NIL | NIL | NIL |
| Total paid-up capital of the company, assuming full conversion of warrants and convertible securities | 2990000 | | |



Statement Showing Shareholding Pattern

Company Name: SAFARI INDUSTRIES (INDIA) LTD

Table (I)(a)

| Category code | Category of Shareholder | Number of Shareholders | Total number of shares | Number of shares held in dematerialized form | Total shareholding as a percentage of total number of shares | | Shares Pledged or otherwise encumbered | |
|---------------|---|------------------------|------------------------|--|--|----------------------------|--|--------------------------|
| | | | | | As a percentage of (A+B)1 | As a percentage of (A+B+C) | Number of shares | As a percentage |
| (I) | (II) | (III) | (IV) | (V) | (VI) | (VII) | (VIII) | (IX)= (VIII)/(IV)*100 |
| (A) | Shareholding of Promoter and Promoter Group | | | | | | | |
| | 1 Indian | | | | | | | |
| (a) | Individuals/ HUF | 1 | 1787500 | 1787500 | 59.78 | 59.78 | 0 | 0.00 |
| (b) | Central Govt./ State Govt.(s) | 0 | 0 | 0 | 0.00 | 0.00 | 0 | 0.00 |
| (c) | Bodies Corporate | 1 | 454693 | 454693 | 15.21 | 15.21 | 0 | 0.00 |
| (d) | Financial Institutions/ Banks | 0 | 0 | 0 | 0.00 | 0.00 | 0 | 0.00 |
| (e) | Any Others(Specify) | | | | | | | |
| (e-i) | Trusts | | | | 0.00 | 0.00 | | 0.00 |
| (e-ii) | Directors | | | | 0.00 | 0.00 | | 0.00 |
| | Sub Total(A)(1) | 2 | 2242193 | 2242193 | 74.99 | 74.99 | 0 | 0.00 |
| | 2 Foreign | | | | | | | |
| a | Individuals (NRI/Foreign Individuals) | 0 | 0 | 0 | 0.00 | 0.00 | 0 | 0.00 |
| b | Bodies Corporate | 0 | 0 | 0 | 0.00 | 0.00 | 0 | 0.00 |
| c | Institutions | 0 | 0 | 0 | 0.00 | 0.00 | 0 | 0.00 |
| d | Qualified Foreign Investor | 0 | 0 | 0 | 0.00 | 0.00 | 0 | 0.00 |
| e | Any Other(Specify) | 0 | 0 | 0 | 0.00 | 0.00 | 0 | 0.00 |
| | Sub Total(A)(2) | 0 | 0 | 0 | 0.00 | 0.00 | 0 | 0.00 |
| | Total Shareholding of Promoter and Promoter Group (A)= (A)(1)+(A)(2) | 2 | 2242193 | 2242193 | 74.99 | 74.99 | 0 | 0.00 |
| | (B) Public shareholding | | | | | | | |
| | 1 Institutions | | | | | | | |
| (a) | Mutual Funds/ UTI | 4 | 33600 | 30000 | 1.12 | 1.12 | 0 | 0.00 |
| (b) | Financial Institutions / Banks | 1 | 100 | 100 | 0.00 | 0.00 | 0 | 0.00 |
| (c) | Central Government/ State Government(s) | 0 | 0 | 0 | 0.00 | 0.00 | 0 | 0.00 |
| (d) | Venture Capital Funds | 0 | 0 | 0 | 0.00 | 0.00 | 0 | 0.00 |
| (e) | Insurance Companies | 0 | 0 | 0 | 0.00 | 0.00 | 0 | 0.00 |
| (f) | Foreign Institutional Investors | 0 | 0 | 0 | 0.00 | 0.00 | 0 | 0.00 |
| (g) | Foreign Venture Capital Investors | 0 | 0 | 0 | 0.00 | 0.00 | 0 | 0.00 |
| (h) | Qualified Foreign Investor | 0 | 0 | 0 | 0.00 | 0.00 | 0 | 0.00 |
| (i) | Any Other (specify) | 0 | 0 | 0 | 0.00 | 0.00 | 0 | 0.00 |
| | Sub-Total (B)(1) | 5 | 33700 | 30100 | 1.13 | 1.13 | 0 | 0.00 |
| | B 2 Non-institutions | | | | | | | |
| (a) | Bodies Corporate | 60 | 105011 | 101211 | 3.51 | 3.51 | 0 | 0.00 |
| (b) | Individuals | | | | | | | |
| I | Ind-I hold nominal shr capital upto Rs. 1L | 3056 | 566652 | 350150 | 18.95 | 18.95 | 0 | 0.00 |
| II | Ind-I hold nominal shr capital in excess of Rs. 1L | 1 | 30000 | 30000 | 1.00 | 1.00 | 0 | 0.00 |
| (c) | Qualified Foreign Investor | 0 | 0 | 0 | 0.00 | 0.00 | 0 | 0.00 |
| (d) | Any Other (specify) | | | | | | | |
| (d-i) | Others | 0 | 0 | 0 | 0.00 | 0.00 | 0 | 0.00 |
| (d-ii) | Clearing member | 2 | 110 | 110 | 0.00 | 0.00 | 0 | 0.00 |

| Category code | Category of Shareholder | Number of Shareholders | Total number of shares | Number of shares held in dematerialized form | Total shareholding as a percentage of total number of shares | | Shares Pledged or otherwise encumbered | |
|---------------|---|------------------------|------------------------|--|--|----------------------------|--|--------------------------|
| | | | | | As a percentage of (A+B) I | As a percentage of (A+B+C) | Number of shares | As a percentage |
| (I) | (II) | (III) | (IV) | (V) | (VI) | (VII) | (VIII) | (IX)= (VIII)/(IV)*100 |
| (d-iii) | NRIs | 12 | 11334 | 11234 | 0.38 | 0.38 | 0 | 0.00 |
| (d-iv) | NRI Corp Bodies | 1 | 1000 | 0 | 0.03 | 0.03 | 0 | 0.00 |
| (d-v) | Foreign Corp Bodies (Including FDI) | 0 | 0 | 0 | 0.00 | 0.00 | 0 | 0.00 |
| (d-vi) | Customers | 0 | 0 | 0 | 0.00 | 0.00 | 0 | 0.00 |
| (d-vii) | Suppliers | 0 | 0 | 0 | 0.00 | 0.00 | 0 | 0.00 |
| (d-viii) | Foreign Nationals | 0 | 0 | 0 | 0.00 | 0.00 | 0 | 0.00 |
| (d-ix) | Trusts | 0 | 0 | 0 | 0.00 | 0.00 | 0 | 0.00 |
| (d-x) | Foreign (Promoters) | 0 | 0 | 0 | 0.00 | 0.00 | 0 | 0.00 |
| (d-xi) | Directors | 0 | 0 | 0 | 0.00 | 0.00 | 0 | 0.00 |
| (d-xii) | Directors Relatives | 0 | 0 | 0 | 0.00 | 0.00 | 0 | 0.00 |
| (d-xiii) | Foreign Individuals (Including FDI) | 0 | 0 | 0 | 0.00 | 0.00 | 0 | 0.00 |
| | Sub-Total (B)(2) | 3132 | 714107 | 492705 | 23.88 | 23.88 | 0 | 0.00 |
| (B) | Total Public Shareholding (B)= (B)(1)+(B)(2) | 3137 | 747807 | 522805 | 25.01 | 25.01 | 0 | 0.00 |
| | | | | | | | | |
| | TOTAL (A)+(B) | 3139 | 2990000 | 2764998 | 100.00 | 100.00 | 0 | 0.00 |
| | | | | | | | | |
| (C) | Shares held by Custodians and against which Depository Receipts have been issued | | | | | | | |
| | | | | | | | | |
| | 1 Promoter and Promoter Group | 0 | 0 | 0 | 0.00 | 0.00 | 0 | 0.00 |
| | 2 Public - | 0 | 0 | 0 | 0.00 | 0.00 | 0 | 0.00 |
| | Sub-Total (C) | 0 | 0 | 0 | 0.00 | 0.00 | 0 | 0.00 |
| | | | | | | | | |
| | GRAND TOTAL (A)+(B)+(C) | 3139 | 2990000 | 2764998 | 100.00 | 100.00 | 0 | 0.00 |



(D)(b) Statement showing holding of securities (including shares, warrants, convertible securities) of persons belonging to the category "Promoter and Promoter Group"


| Sr. No. | Name of the shareholder | Details of Shares held | | Encumbered shares (*) | | | Details of warrants | | Details of convertible securities | | Total shares (including underlying shares assuming full conversion of warrants and convertible securities) as a % of diluted share capital |
|---------|----------------------------|------------------------|-----------------------------------|-----------------------|-----------------|--|-------------------------|---|---------------------------------------|---|--|
| | | Number of shares held | As a % of grand total (A)+(B)+(C) | No. | As a percentage | As a % of grand total (A)+(B)+(C) of sub-clause (D)(a) | Number of warrants held | As a % Total Number of warrants of the same Class | Number of convertible securities held | As a % Total Number of convertible securities of the same Class | |
| (I) | (II) | (III) | (IV) | (V) | (VI) | (VII) | (VIII) | (IX) | (X) | (XI) | (XII) |
| 1 | SAFARI INVESTMENTS PVT LTD | 454693 | 15.21 | 0 | 0.00 | 0.00 | 0 | 0.00 | 0 | 0.00 | 0.00 |
| 2 | SUDHIR MOHANLAL JATHA | 1787500 | 59.78 | 0 | 0.00 | 0.00 | 0 | 0.00 | 0 | 0.00 | 0.00 |
| | TOTAL | 2242193 | 74.99 | 0 | 0.00 | 0.00 | 0 | 0.00 | 0 | 0.00 | 0.00 |

(*) The term "encumbrance" has the same meaning as assigned to it in regulation 28(3) of the SAST Regulations, 2011




(I)(c)(ii) Statement showing holding of securities (including shares, warrants, convertible securities) of persons (together with PAC) belonging to the category "Public" and holding more than 5% of the total number of shares of the company.

| Sr. No. | Name(s) of the shareholder(s) and the Persons Acting in Concert (PAC) with them | Number of shares | Shares as a percentage of total number of shares (i.e., Grand Total (A)+(B)+(C) indicated in Statement at para (I)(a) above) | Details of warrants | | Details of convertible | | Total shares (including underlying shares assuming full Conversion of warrants and convertible securities) as a % of diluted share capital |
|---------|---|------------------|--|---------------------|---|---------------------------------------|--|--|
| | | | | Number of warrants | As a % Total Number of warrants of the same Class | Number of convertible securities held | % w.r.t Total Number of convertible securities of the same Class | |
| 1 | | 0 | 0.00 | 0 | 0.00 | 0 | 0.00 | 0.00 |
| | TOTAL | 0 | 0.00 | 0 | 0.00 | 0 | 0.00 | 0.00 |




(I)(d) Statement showing details of locked-in shares

| Sr. No. | Name of the shareholder | Number of locked-in shares | Locked-in shares as a percentage of total number of shares {i.e., Grand Total (A)+(B)+(C) indicated in Statement at para (I)(a) above} | Promoter / Promoter Group / Public |
|---------|-------------------------|----------------------------|--|------------------------------------|
| 1 | | 0 | 0.00 | |
| | | | | |
| | TOTAL | 0 | 0.00 | |



(11)(a) Statement showing details of Depository Receipts (DRs)

| Sr. No. | Type of outstanding DR (ADRs, GDRs, SDRs, etc.) | Number of outstanding DRs | Number of shares underlying outstanding DRs | Shares underlying outstanding DRs as a percentage of total number of shares {i.e., Grand Total (A)+(B)+(C) indicated in Statement at para (I)(a) above} |
|---------|---|------------------------------|---|---|
| 1 | | 0 | 0 | 0 |
| | TOTAL | 0 | 0 | 0 |



(II)(b) Statement showing holding of Depository Receipts (DRs), where underlying shares held by 'promoter/promoter group' are in excess of 1% of the total number of shares

| Sr. No. | Name of the DR Holder | Type of outstanding DR (ADRs, GDRs, SDRs, etc.) | Number of shares underlying outstanding DRs | Shares underlying outstanding DRs as a percentage of total number of shares {i.e., Grand Total (A)+(B)+(C) indicated in Statement at para (I)(a) above} |
|---------|-----------------------|---|---|---|
| 1 | | 0 | 0 | 0 |
| | TOTAL | 0 | 0 | 0 |

